

THE SHED MAKERS

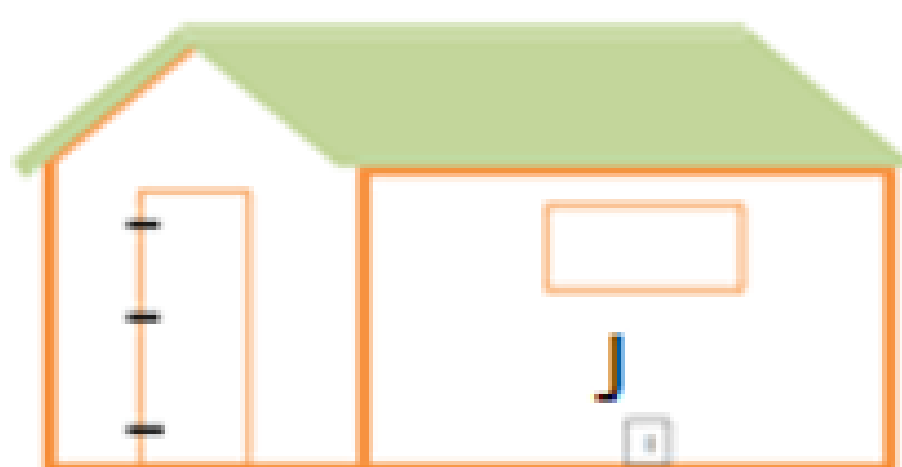
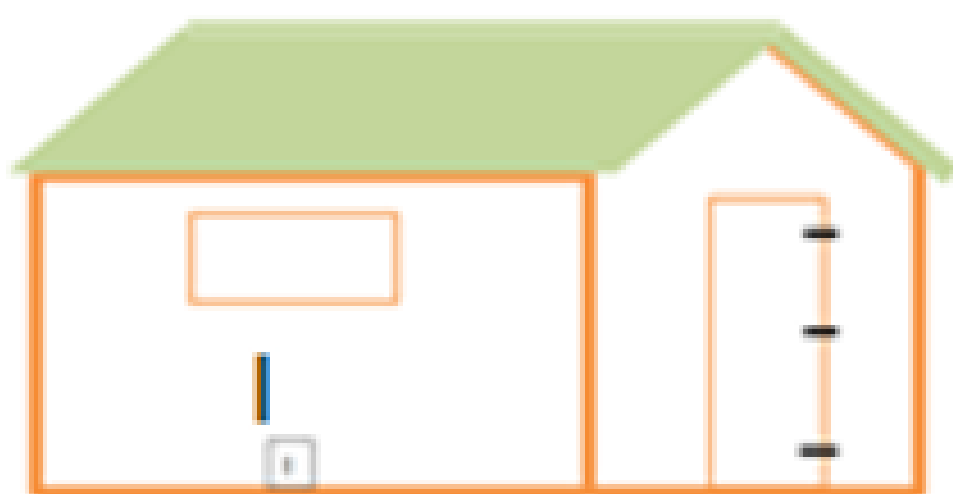
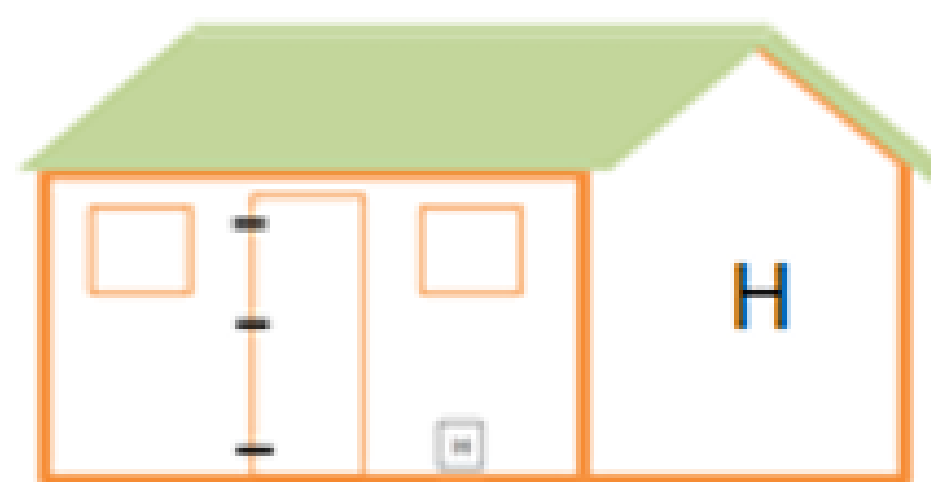
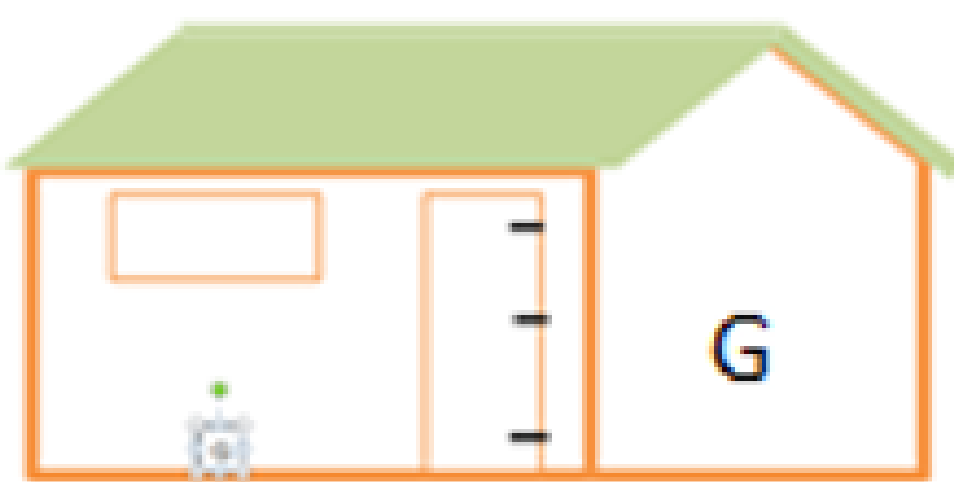
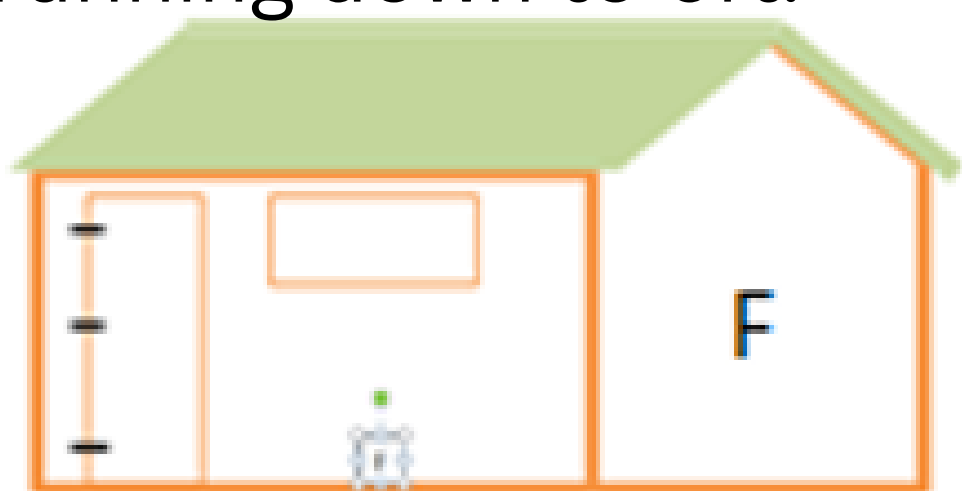
01606 212 868



APEX WORKSHOP

sales@theshedmakers.co.uk

Our Apex range is made using 16mm finished pressure treated T&G with strong 3x2 (60 x 40mm) framing and 4mm toughened safety glass. Your door will be kept secured by your sheds robust, 12" Zinc plated hinges alongside hasp & staple with turn buttons. The height is approximately 7ft running down to 6ft.



Free local delivery (within 30 miles) and pressure treatment

Bespoke design service available

Add one extra opening window with toughed glass - £44 or a double opening window - £77

All our prices include VAT and installation



Upgrade to 22mm white wood log lap for an additional 15%

PRICING

4 x 2	£551	7 x 7	£1,026	10 x 10	£1,792	16 x 6	£2,187
4 x 3	£574	8 x 3	£839	12 x 4	£1,214	16 x 7	£2,308
4 x 4	£585	8 x 4	£905	12 x 5	£1,369	16 x 8	£2,430
5 x 3	£585	8 x 5	£960	12 x 6	£1,590	16 x 10	£3,037
5 x 4	£629	8 x 6	£1,026	12 x 7	£1,693	18 x 6	£2,551
5 x 5	£772	8 x 7	£1,082	12 x 8	£1,917	18 x 7	£2,794
6 x 3	£629	8 x 8	£1,214	12 x 10	£2,187	18 x 8	£3,037
6 x 4	£772	9 x 9	£1,590	12 x 12	£2,430	20 x 6	£2,551
6 x 5	£835	10 x 3	£960	13 x 13	£3,037	20 x 7	£2,872
6 x 6	£905	10 x 4	£993	14 x 6	£1,822	20 x 8	£3,159
7 x 3	£772	10 x 5	£1,082	14 x 7	£2,065	20 x 10	3,594
7 x 4	£838	10 x 6	£1,214	14 x 8	£2,187		
7 x 5	£905	10 x 7	£1,336	14 x 10	£2,430		
7 x 6	£969	10 x 8	£1,590	14 x 12	£3,037		

