

THE SHED MAKERS

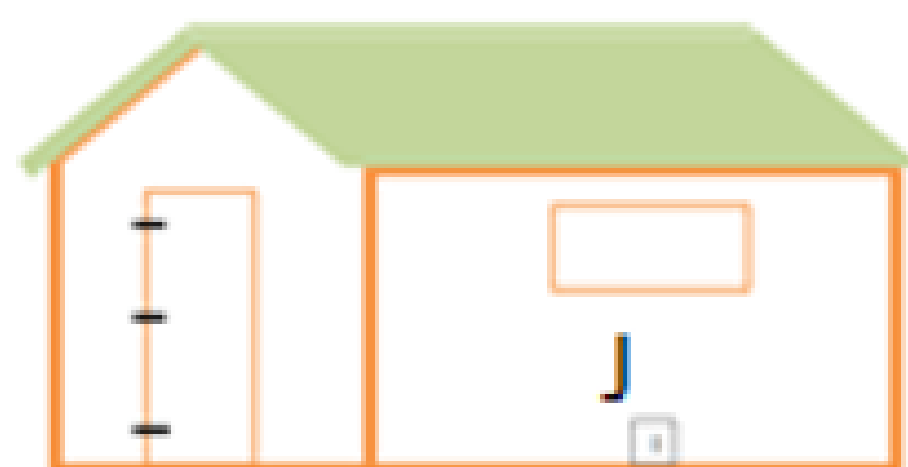
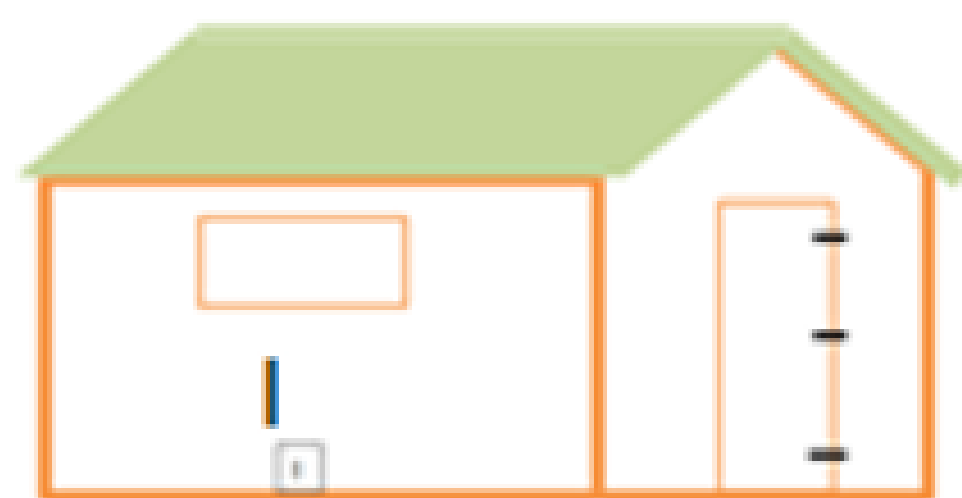
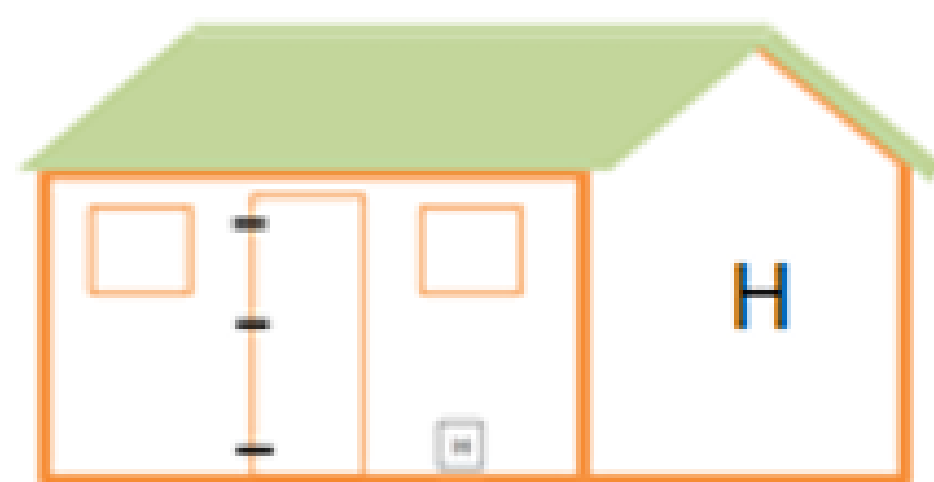
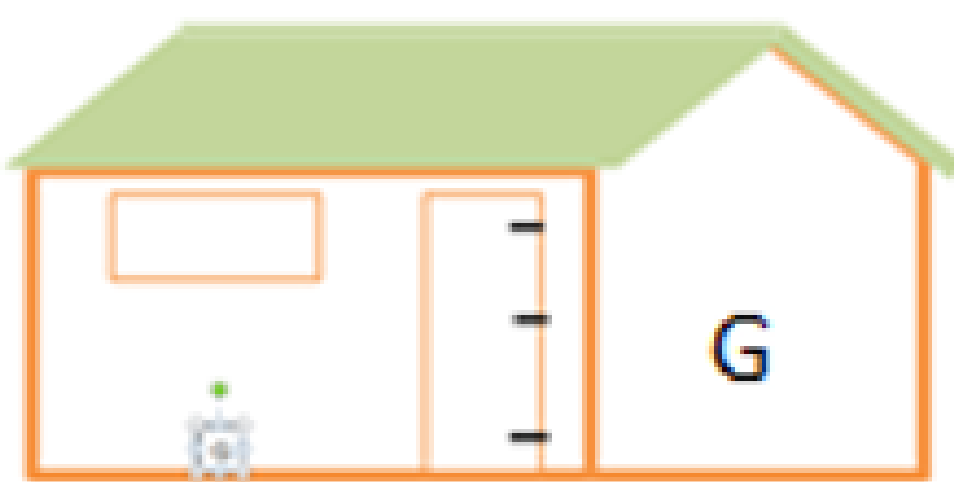
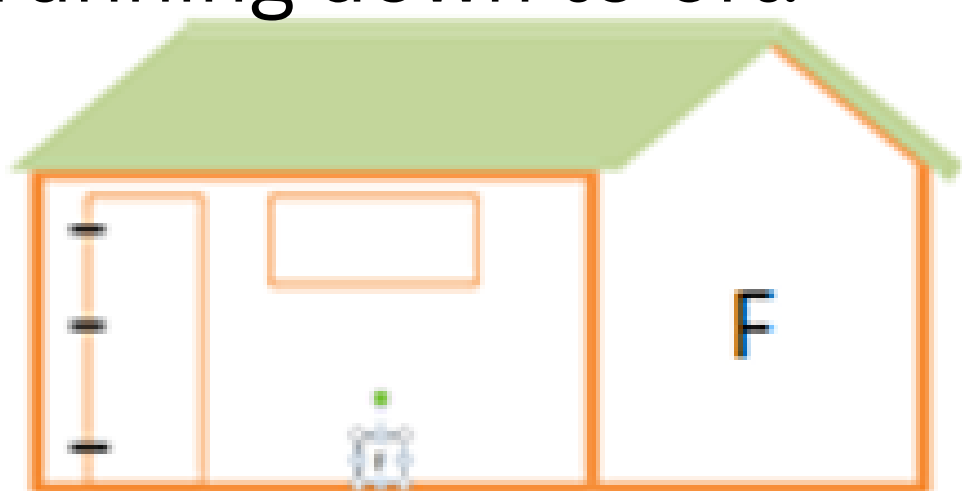
01606 212 868



APEX WORKSHOP

sales@theshedmakers.co.uk

Our Apex range is made using 16mm finished pressure treated T&G with strong 3x2 (60 x 40mm) framing and 4mm toughened safety glass. Your door will be kept secured by your sheds robust, 12" Zinc plated hinges alongside hasp & staple with turn buttons. The height is approximately 7ft running down to 6ft.



Free local delivery (within 30 miles) and pressure treatment

Bespoke design service available

Add one extra opening window with toughed glass - £44 or a double opening window - £77

All our prices include VAT and installation



Upgrade to 22mm white wood log lap for an additional 15%

PRICING

4 x 2	£613	7 x 7	£1,140	10 x 10	£1,997	16 x 6	£2,429
4 x 3	£637	8 x 3	£932	12 x 4	£1,349	16 x 7	£2,564
4 x 4	£649	8 x 4	£1,005	12 x 5	£1,521	16 x 8	£2,699
5 x 3	£649	8 x 5	£1,067	12 x 6	£1,767	16 x 10	£3,375
5 x 4	£699	8 x 6	£1,140	12 x 7	£1,881	18 x 6	£2,835
5 x 5	£858	8 x 7	£1,202	12 x 8	£2,130	18 x 7	£3,105
6 x 3	£699	8 x 8	£1,349	12 x 10	£2,429	18 x 8	£3,375
6 x 4	£858	9 x 9	£1,767	12 x 12	£2,699	20 x 6	£2,835
6 x 5	£932	10 x 3	£1,067	13 x 13	£3,375	20 x 7	£3,191
6 x 6	£1,005	10 x 4	£1,104	14 x 6	£2,024	20 x 8	£3,510
7 x 3	£858	10 x 5	£1,202	14 x 7	£2,294	20 x 10	3,994
7 x 4	£932	10 x 6	£1,349	14 x 8	£2,429		
7 x 5	£1,005	10 x 7	£1,484	14 x 10	£2,699		
7 x 6	£1,067	10 x 8	£1,767	14 x 12	£3,375		

